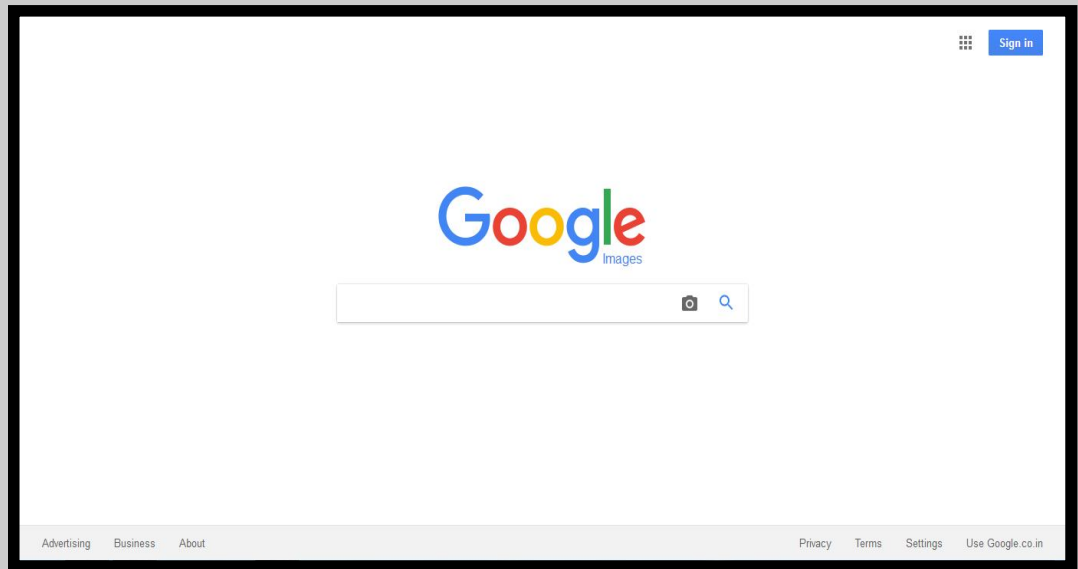


Home Page



Logo



URL

<https://images.google.com/>

Subjects

Photograph collections
Images, Photographic

Accessibility

Free

Language

English

Publisher

Google Inc.

Brief History

The Google President, Eric Schmidt, stated that Google Images search was created because of the desire to view Jennifer Lopez in her exotic green Versace dress. In 2000, Google Search results were limited to simple pages of text with links, but the developers worked on developing this further, realising that an image search was required to answer "the most popular search query" they had seen to date: Jennifer Lopez's green dress. As a result of this, Google Image Search was born.

Google Images is a search service owned by Google and introduced on July 12, 2001.

Scope and Coverage

Images of all kind of earth are covered by Google Images.

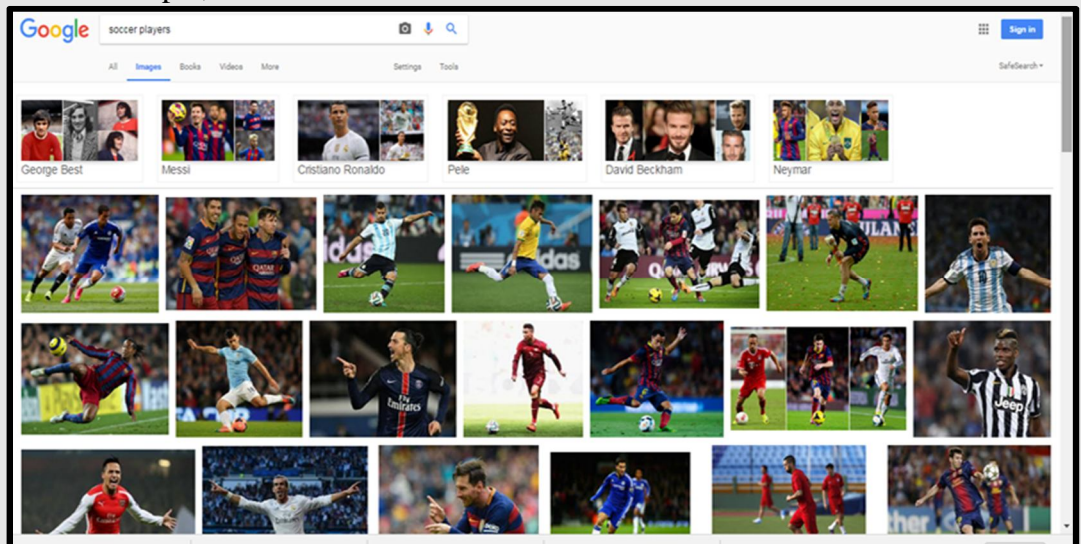
Kind of Information

Google Images allows users to search the Web for image content. The keywords for the image search are based on the filename of the image, the link text pointing to the image, and text adjacent to the image. When searching for an image, a thumbnail of each matching image is displayed. When the user clicks on a thumbnail, the image is played in a box over the website that it came from. The user can then close the box and browse the website, or view the full-sized image.

In 2001, 250 million images were indexed. In 2005, this grew to 1 billion. By 2010, the index reached 10 billion images. As of July 2010, the service receives over one billion views a day. Google introduced a sort by subject feature for a visual category scheme overview of a search query in May 2011.

In Google images search a page can look like this, if users search with “soccer players” then it gives the images of soccer players from around the world and it also provides some related search window of world’s best soccer players’ images.

As for example,



Special Features

- ❖ In early 2007, Google implemented an updated user interface for the image search, where information about the image, such as resolution and URL, was hidden until the user moved the mouse over the thumbnail. This was discontinued after a few weeks.



- ❖ On October 27, 2009, Google Images added a feature to its image search that can be used to find similar images.
- ❖ In June 2011, Google Images began to allow for reverse image searches directly in the image search-bar. This feature allows users to search by dragging and dropping an image into the search-bar, uploading an image, selecting a URL, or 'right-clicking' on an image.
- ❖ **Search by image:** Google Images has a Search by Image feature for performing reverse image searches. Unlike traditional image retrieval, this feature removes the need to type in keywords and terms into the Google search box. Instead, users search by submitting an image as their query. Results may include similar images, web results, pages with the image, and different resolutions of the image.

The precision of Search by Image's results is higher if the search image is more popular.

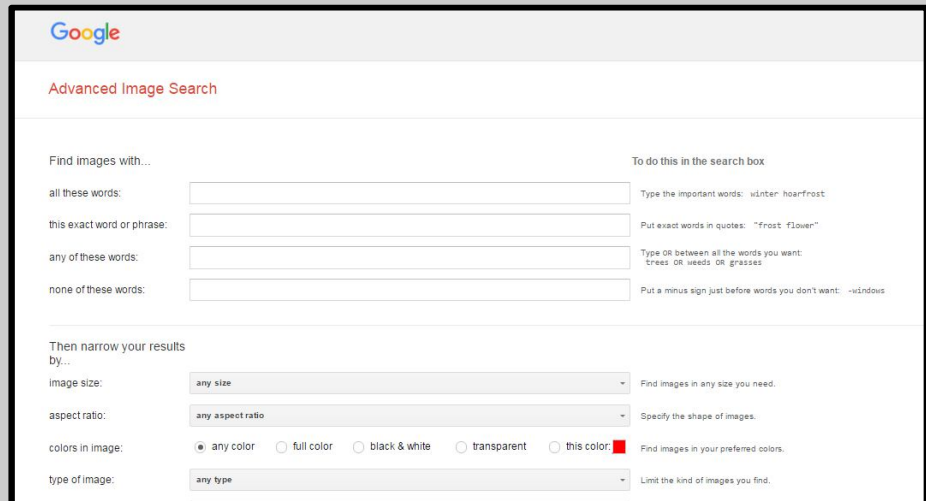
Four ways to search by image

1. Drag and drop. Drag and drop an image from the web or your computer into the search box on images.google.com.
2. Upload an image. On images.google.com, click the camera icon, then select "Upload an image."
3. Copy and paste the URL for an image.
4. Right-click an image on the web.



Click on  to open the search by image bar, then paste the image URL and click on  to retrieve an image from Google Images.

❖ Google also provides advanced search options to search the images.



The screenshot shows the Google Advanced Image Search interface. At the top, the Google logo is visible. Below it, the title "Advanced Image Search" is displayed. The interface is divided into two main sections: "Find images with..." and "Then narrow your results by...".

Find images with...

Find images with...	To do this in the search box
all these words:	Type the important words: winter hoarfrost.
this exact word or phrase:	Put exact words in quotes: "frost flower"
any of these words:	Type OR between all the words you want: trees OR weeds OR grasses
none of these words:	Put a minus sign just before words you don't want: -windows

Then narrow your results by...

image size:	any size	Find images in any size you need.
aspect ratio:	any aspect ratio	Specify the shape of images.
colors in image:	<input checked="" type="radio"/> any color <input type="radio"/> full color <input type="radio"/> black & white <input type="radio"/> transparent <input type="radio"/> this color: ■	Find images in your preferred colors.
type of image:	any type	Limit the kind of images you find.

Arrangement Pattern There is no such arrangement patterns can be seen, visitors can access any images by a word or phrase. All the results will be images, and they can also retrieve by the search by image option.

Remarks Visitors can save any images from Google Image and it's totally for free of cost. They can use these photos anywhere, no copyright issues. Students from various levels can use these photos to complete their assignments or for the research works.

Comparable Tools

- Picsearch (<http://www.picsearch.com/>)
- Fotosearch (<http://www.fotosearch.com/>)

Date of Access March 14, 2017