

Home Page

Wed, 23 07 1438 | 19 Apr 2017

Employees E-Mail Register Login عربي

General Authority for Statistics  
Kingdom of Saudi Arabia

The total population  
**31,742,308**

Gross Domestic Product in  
Constant Prices 2016  
(2010=100) (Preliminary data)  
**2,398,564**

Number of permanent trees in  
agricultural holdings with land,  
28 million trees of which are  
palm trees  
**More than 50 million**

Population growth rate  
**2.54%**

Home GASTAT Statistics Library e-services Contact Us

The total population  
**31,742,308**

Gross Domestic Product in  
Constant Prices 2016  
(2010=100) (Preliminary data)  
**2,398,564**

Number of permanent trees in  
agricultural holdings with land,  
28 million trees of which are  
palm trees  
**More than 50 million**

Population growth rate  
**2.54%**

Average Prices of Goods & Services  
March 2017

Search Statistics... Search

VISION رؤية  
NEW INDICATORS 2030  
NEW INDICATORS  
المملكة العربية السعودية  
KINGDOM OF SAUDI ARABIA

Logo



URL

<https://www.stats.gov.sa/en>

Subject

Statistics - Saudi Arabia

Accessibility

Free

Language

English

Publisher

General Authority for statistics

### ***Brief History***

Statistical work started from an early stage in the Kingdom of Saudi Arabia in 1349 H., corresponding to 1930, to subsequently become organized and based on the General Statistics System that was issued pursuant to Royal Decree No. 23 on 7/12/1379 H., corresponding to 1/6/1960.

### ***Scope and Coverage***

It offers a variety of statistical services and products, as part of the largest digital statistics and data base that has been developed with a view to cover various areas of development and help visitors to have access to the required data and information. The web portal has been designed in a way that ensures the direct access to information in accordance with relevant statistical standards that helps to support research, studies and decisions with reliable, high-quality data. An interactive statistics system will also be available here to design reports based on related informatics needs and research requirements, and hence form a quantum leap in this field of expertise. It is also in charge of transferring knowledge and raising statistical awareness, as well as making recommendations for public entities to develop all information systems and statistical working mechanism.





### ***Kind of Information***

It provides comprehensive, reliable, up-to-date statistics and value-added services in line with international standards and takes the lead in developing a modern statistical sector in order to support decision making.

It provides information on statistical library and different types of e-services. Those services include e-applications, interactive statistical system and geographical information system. It also gives information on statistical development including the information on National Strategy for Statistical Development, development plans, National Strategic Transformation etc. The transformation took place in the light of the rapid changes towards social and economic change, huge data and information revolution and non-stop leaps in technology and solutions.

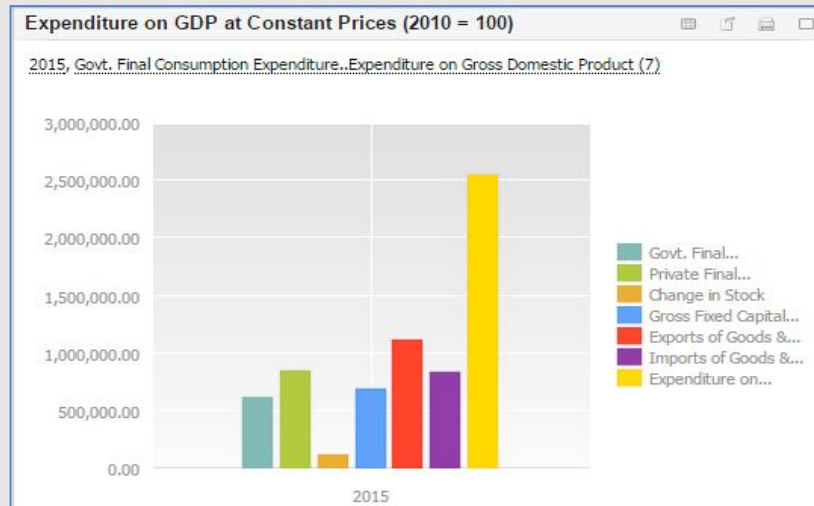
It highlights the statistics on some important topics with the current reports. Some of those are economic participation, total population, total no. of sheep in Saudi Arabia, unemployment rate, operating rate, GDP growth rate, general index of wholesale prices and so on.

Many categories are discussed in statistical library including their sub categories. Each of those are given with year wise reports both in excel and PDF formats. Indicators are given with their types, indicator period, periodicity and download option. Example is given below:

Indicators	Indicator Period	periodicity	Download
Oil Exports, January 2017	Jan 2017	Monthly	 
Balance of Trade, January 2017	Jan 2017	Monthly	 

Interactive statistics displays different types of graphical representations and data are presented through dashboards, maps, data analysis formats, documents etc. One

example is given below:



Statistical knowledge is provided on different terms and topics with relevant photographs, brief description and name of author. News and events also provide useful information. Two types of maps are given in geographical information system which are:

- Statistical map of Hajj and
- Interactive map for agricultural census

### ***Special Features***

- Font size can be changed.
- RSS Feed option can be seen.
- Statistical report can be downloaded in PDF format.
- Results can be customized by setting the maps through different parameters.

### ***Arrangement Pattern***

Reports of each category are given in descending chronological order as shown below:

<a href="#">Annual, Monthly, and Quarterly Changes and Average Prices for All Cities, March 2017</a>	Mar 2017
<a href="#">Annual, Monthly, and Quarterly Changes and Average Prices for All Cities, February 2017</a>	Feb 2017
<a href="#">Annual, Monthly, and Quarterly Changes and Average Prices for All Cities, January 2017</a>	Jan 2017

### ***Remarks***

It can be considered as world-class, innovative statistical reference for Saudi Arabia's socio-economic development. The General Authority for Statistics is responsible of preparing, using, updating and developing national statistical guides and

classifications in accordance with international standards, as well as preparing and publishing statistical bulletins and reports on surveys and research results and overseeing the formation of a comprehensive system of national statistical databases for various statistical fields.

***Comparable Tools***

➤ Data of Saudi Arabia ( [data.worldbank.org/country/saudi-arabia](http://data.worldbank.org/country/saudi-arabia) )

***Date of Access***

20<sup>th</sup> April' 2017.