

Home Page

The screenshot shows the Statistics Canada website home page. At the top, there is a navigation bar with the Canadian flag, the text 'Statistics Canada / Statistique Canada', a search box, and a 'Français' link. Below the navigation bar are five menu items: 'Information for...', 'Browse by subject', 'Browse by key resource', 'About StatCan', and 'Canada.ca'. A yellow warning banner is present, stating that the website will be unavailable on Saturday, April 1, 2017, and Saturday, April 8, 2017, for regularly scheduled maintenance. Below the banner, there are two main sections: 'In the news | The Daily' and 'My StatCan'. The 'In the news' section features an article titled 'Industrial product and raw materials price indexes, February 2017' dated March 30, 2017, with a small image of an industrial facility. The 'My StatCan' section offers a customizable one-stop portal with a 'Login' button.

Logo



URL

http://www.statcan.gc.ca/eng/start

Subject

Statistics - Canada

Accessibility

Free

Language

English and Francais

Publisher

Statistics Canada

## ***Brief History***

Statistics Canada (French: Statistique Canada) was formed in 1971, replacing the Dominion Bureau of Statistics, which was formed in 1918. In 2011 Statistics Canada released an audit acknowledging that from c. 2004 to 2011, their automated computer processes had "inadvertently made economic data available to data distributors before the official publication time." In November 2011, in response to the audit StatsCan stopped that process. Since then it has commissioned with producing statistics to help better understand Canada, its population, resources, economy, society and culture. It was headquartered in Ottawa.

## ***Scope and Coverage***

It provides information about 350 active surveys on virtually all aspects of Canadian life. Statistics Canada undertakes a country-wide census every five years on the first and sixth year of each decade. Statistics Canada publishes numerous documents covering a range of statistical information about Canada, including census data, economic and health indicators, immigration economics, income distribution, and social and justice conditions. It also publishes a peer-reviewed statistics journal, Survey Methodology.


## ***Kind of Information***

It provides information both for

- Analysts and researchers and
- Survey participants

Different categories like agriculture, business, prices and price index, government, health, family, children and youth, labor, manufacturing, society and community, statistical methods, transportation, travel and tourism etc. Each category gives brief information on it, list of subtopics, featured products and related links. As for example, '*health*' category shows results like :

### Health



According to the World Health Organization, "health is a complete state of mental, physical and social well-being, not only the absence of disease". These topics provide information on the health of the population, lifestyle and environmental factors affecting health, access to and use of health care services, and research into health topics.

#### Subtopics

- [Health \(general\)](#)
- [Disability](#)
- [Diseases and health conditions](#)
- [Environmental factors](#)
- [Health care services](#)
- [Life expectancy and deaths](#)
- [Lifestyle and social conditions](#)
- [Mental health and well-being](#)
- [Pregnancy and births](#)
- [Prevention and detection of disease](#)
- [All subtopics for Health](#)

#### Featured products

- Health in Canada
- Health Reports
- Health Research Working Paper Series
- Health Indicators
- Health Profile
- Teenage pregnancy: Guide to the latest information
- Smoking: Guide to the latest information
- Suicide: Guide to the latest information
- Analytical Studies Branch Research Paper Series

#### External links

- Public Health Agency of Canada
- Canadian Institute for Health Information

All the videos are given with small description and release dates. An example is given below:

### The Consumer Price Index (CPI) and Your Experience of Price Change

Release date: January 22, 2016



This video explains how and why the price change reported by the Consumer Price Index (CPI) may vary from the prices Canadians see on the shelves. It tells the story of Joe and Izzy, and how they each perceive price change as compared with the CPI.

Video: The Consumer Price Index (CPI) and Your Experience of Price Change

Information on employers, labor market and job seekers can be found here. Government jobs are listed separately. Samples of Canadian surveys are provided here. Some of those are given below:

#### Canadian Community Health Survey

- In 2014, 85.1% of Canadians aged 12 and older had a regular medical doctor.

#### Survey of Household Spending

- In 2013, households spend, on average, \$79,012, including \$16,387 on shelter, \$12,041 on transportation and \$7,980 on food.

#### Canadian Community Health Survey

- In 2014, 53.7% of Canadians aged 12 and older were physically active during leisure time.

#### Labour Force Survey

- In 2014, 2,725,300 Canadians aged 15 and older were self-employed, including 1,734,300 men and 991,000 women.

News are given with related photographs. Such as:

March 30, 2017

#### Industrial product and raw materials price indexes, February 2017

The Industrial Product Price Index edged up 0.1% in February, primarily due to higher prices for meat, fish and dairy products and primary non-ferrous metal products. The Raw Materials Price Index increased 1.2%, mainly as a result of higher prices for animals and animal products.

[Continue reading...](#)



Major economic indicators are listed here as follows:

#### Tourism spending in Canada – Fourth quarter 2016

National tourism indicators

(Released: 2017-03-30)

**\$21.0 billion**

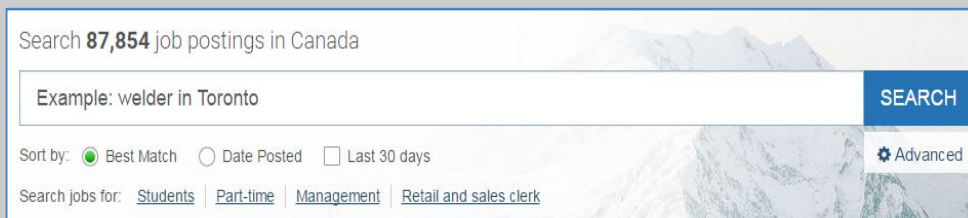
0.4% ↑

(quarterly change)

Information is available on public service and pensions. Generally, information is given on phoenix pay system issues, rates of pay, collective agreements, pensions and benefits, online learning, language training, prevention of harassment etc. Articles and reports, data tables, definitions and documentation and maps & geographical tools are also provided here. It also states about government information like how government works, structure of Government, Government insight, Government finances, appointments and policies etc. The Canadian Socio-economic Information Management System CANSIM provides aggregate data for free online including full datasets that also can be downloaded for free.

### ***Special Features***

- Videos related to Canadian statistics are given here.
- If any problem or mistake can be found in any web page, visitors can report that and submit that.
- Users can find jobs using advance search facility.



Search **87,854** job postings in Canada

Example: welder in Toronto SEARCH

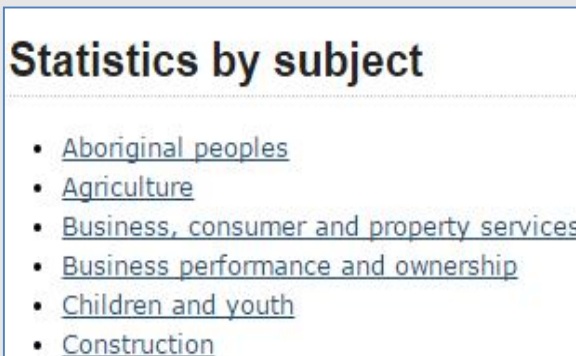
Sort by:  Best Match  Date Posted  Last 30 days Advanced

Search jobs for: [Students](#) | [Part-time](#) | [Management](#) | [Retail and sales clerk](#)

- Most requested recalls and alerts are listed separately.
- Infographic and some other data can be downloaded directly.

### ***Arrangement Pattern***

The categories are arranged alphabetically as shown below:



#### Statistics by subject

- [Aboriginal peoples](#)
- [Agriculture](#)
- [Business, consumer and property services](#)
- [Business performance and ownership](#)
- [Children and youth](#)
- [Construction](#)

### ***Remarks***

Statistical information is vital to an open and democratic society. It provides a solid foundation for informed decisions by elected representatives, businesses, unions and non-profit organizations, as well as individual Canadians. As Canada's central statistical office, Statistics Canada is legislated to serve this function for the whole of Canada and each of the provinces and territories.

### ***Comparable Tools***



### ***Date of Access***

31<sup>st</sup> March' 2017.