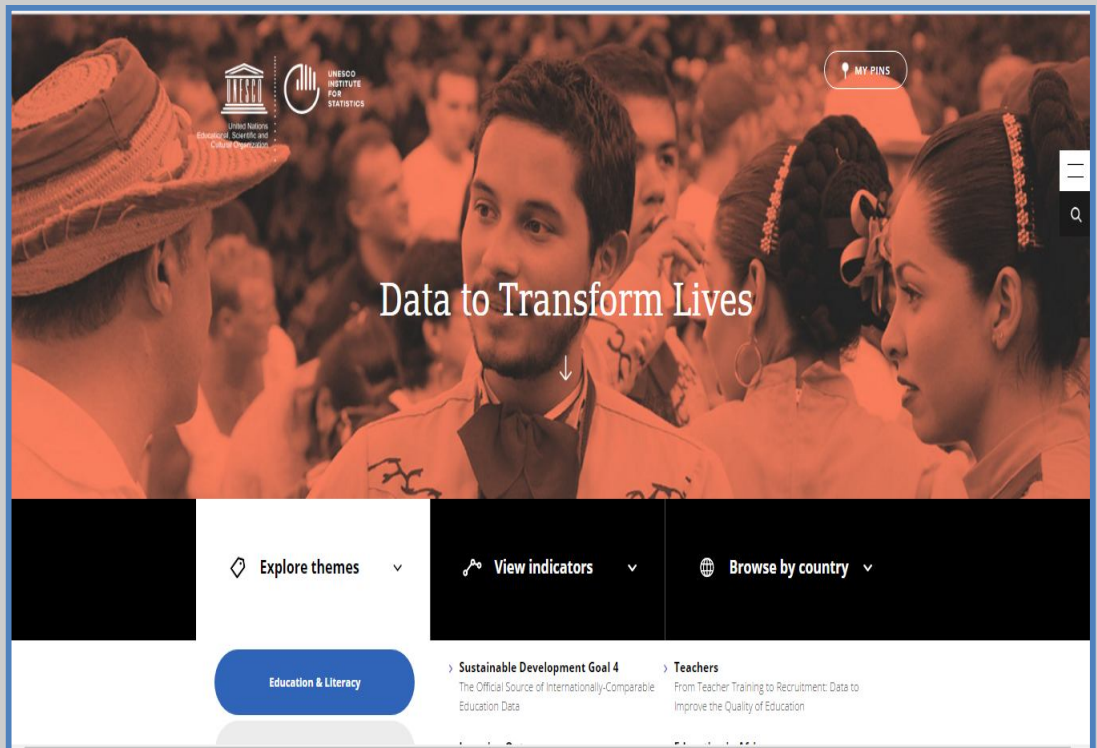


Home Page



Logo



URL

[uis.unesco.org/](https://uis.unesco.org/)

Subject

UNESCO – Institutions - Statistics

Accessibility

Free

Language

English

Publisher

UNESCO Institute of Statistics

### **Brief History**

The UIS was established in 1999. It was based in Montreal, Quebec, Canada and was created to improve UNESCO's statistical programme, to develop and deliver the timely, accurate and policy-relevant statistics needed in today's increasingly complex and rapidly changing social, political and economic environments.

### **Scope and Coverage**

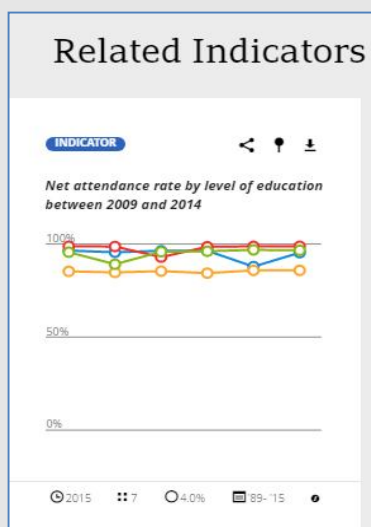
The UNESCO Institute for Statistics (UIS) is the statistical office of UNESCO and is the primary UN depository for cross-nationally comparable statistics on education, science and technology, culture, and communication covering more than 200 countries and territories. It covers information on several themes like education & literacy, science, technology & innovation, culture, communication & information etc.

### **Kind of Information**

It gives data on each of the themes and its sub categories. Such as science, technology and innovation gives year-wise data in tabular format as shown below:

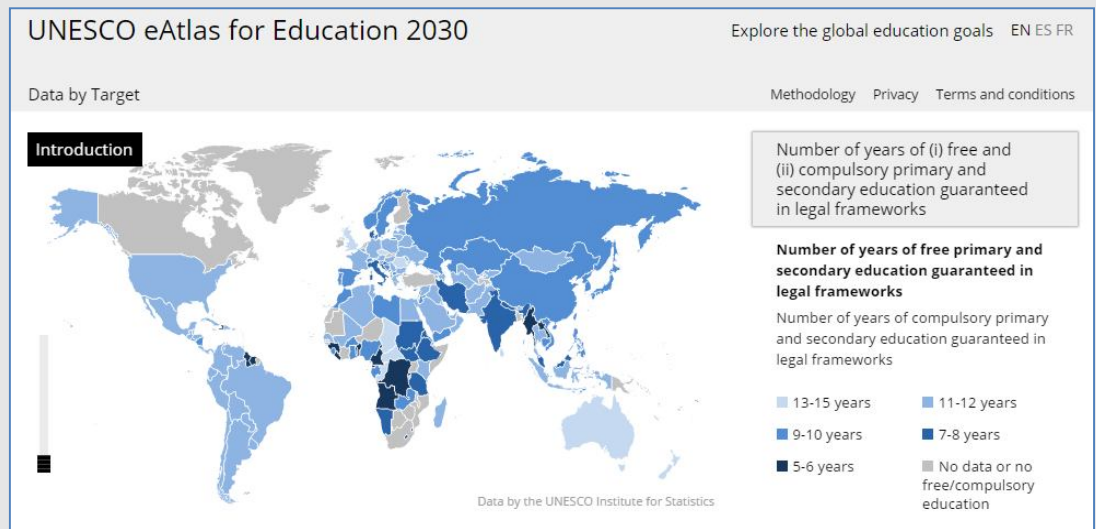
Science, technology and innovation <sup>i</sup>											
Customise Export Draw chart											
Page: 1 / 2											
Indicator	Total R&D personnel (FTE) - Total <sup>i</sup>										
Time	2002	2003	2004	2005	2006	2007	2008	2009	2010	2011	2012
Country											
Argentina	37 413	39 393	42 454	45 361	49 359	53 187	56 987	58 664.6	65 298.78486	69 567.83	72 322.18231
Armenia	..	..	..	..	..	..	..	..	..	..	..
Australia	107 209	..	116 194.2	..	126 701.8	..	137 488.7	..	..	..	..
Austria	38 893.4	..	42 891.3	47 625.1	49 377.1	53 252.3	58 014.4	56 437.5	59 923.3	61 170.5	64 550.4

Graphical representations can be seen in case of indicators as follows:



It also shows the amount which are spent by individual country for research and development. It states that about 10 countries account for 80% of spending. According to its assessment, as part of the Sustainable Development Goals (SDGs), countries have pledged to substantially increase public and private R&D spending as well as the number of researchers by 2030.

The *Education 2030 Framework for Action* outlines how to translate into practice the commitments made at Incheon at country, regional and global level and provides guidance for implementing Education 2030. It also displays the maps which implements UNESCO eAtlas for Education 2030 as follows:



Recent topics are discussed in the blogs. The latest news are given with related photographs. The glossary displays 626 terms. In the document library several types of research reports, fact sheets, information papers etc. can be found. Detail of training and workshops are given including date, venue and brief description. An example is shown below:

● **Regional Workshop on Education Statistics for Pacific Countries**

The workshop focused on the thematic and global data and indicators required for monitoring the targets of the Education 2030 and Goal 4 of the Sustainable Development agendas. Special attention...

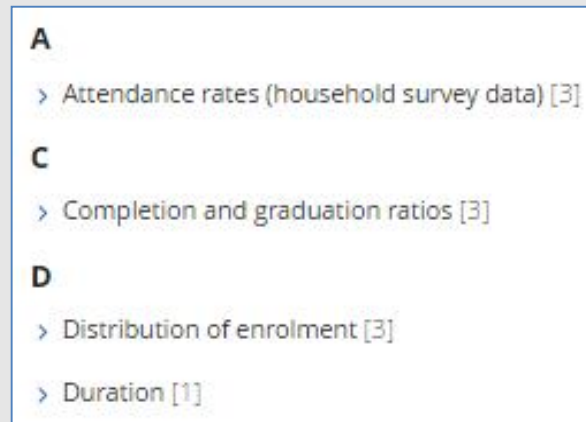
< 📍 🕒 04/12/2016

### Special Features

- Visitors can search the whole website.
- Statistics can be seen by browsing the countries or by regions like Eastern Asia, developed countries, Northern Africa etc.
- Visitors can then see the actual amounts being spent in purchasing power parity dollars (PPP\$).

- Data and maps can be downloaded.
- Related hyperlinks like ADEA Triennale 2017, Education in Africa etc. are also found.

**Arrangement Pattern** Alphabetical arrangement can be seen in case of indicators as shown below:



**Remarks** It is mainly involved to explore the latest available data from the UNESCO Institute for Statistics (UIS), which is monitoring progress globally towards key SDG target. Its target is to evaluate a country's commitment to R&D and to look at spending as a percentage of GDP.

**Comparable Tools** ➤

**Date of Access** 24<sup>th</sup> March' 2017.